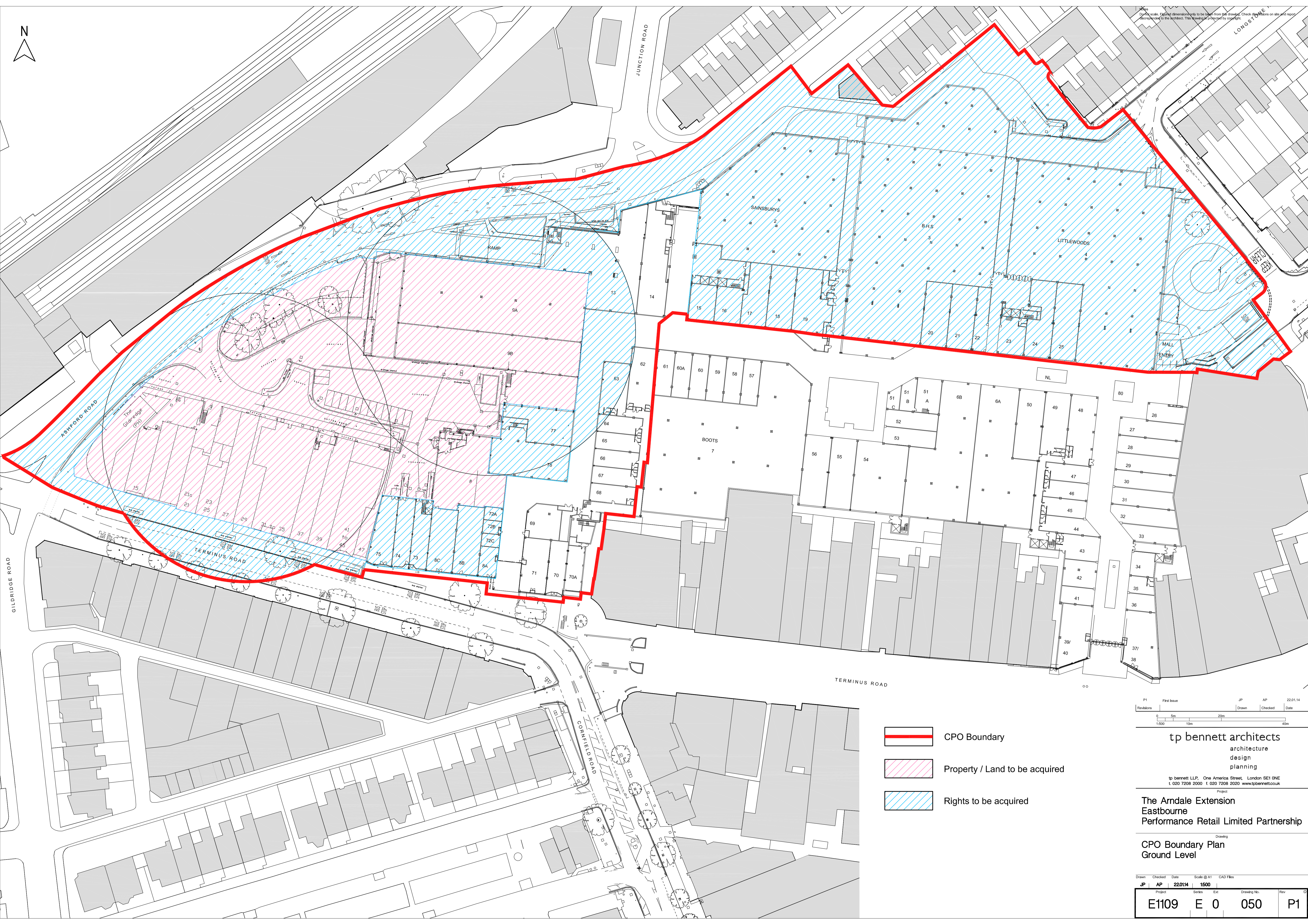


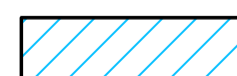





Notes:  
1:250 scale. Floor dimensions only to be taken from the drawing. Check dimensions on site and report discrepancies to the architect. This drawing is protected by copyright.



-  CPO Boundary
-  Property / Land to be acquired
-  Rights to be acquired

P1	First Issue	JP	AP	22.01.14
Revisions		Drawn	Checked	Date



**tp bennett architects**  
 architecture  
 design  
 planning

tp bennett LLP, One America Street, London SE1 0NE  
 t: 020 7208 2000 f: 020 7208 2020 www.tpbennett.co.uk

**The Arndale Extension**  
 Eastbourne  
 Performance Retail Limited Partnership

**CPO Boundary Plan**  
 Ground Level

Drawn	Checked	Date	Scale @ A1	CAD Files
JP	AP	22.01.14	1500	

Project	Series	Ext	Drawing No.	Rev
E1109	E 0	050	P1	